



---

**Technical Description**  
**POWERCRUSHER HS 1**



## ■ Screenbox HS 1

Number of decks:	1
Screen size:	
First screen	1160 x 1550 mm
Second screen	1200 x 1480 mm
Screens:	Choice of customer
Drive	hydraulic



Screenbox HS 1

## ■ Oversize conveyor

Construction:	sectional steel construction
Belt width:	650 mm
Discharge height:	1470 mm
Drive:	hydraulic



## ■ Finest conveyor

Construction:	Sectional steel construction
Belt width:	1000 mm
Discharge height:	2600 mm
Drive:	hydraulic



## ■ Main Measures

Working position:	
Length:	6.900 mm
Width:	4.050 mm
Height:	2.650 mm
Feeding:	equipped on machine
Weight:	appr. 3,6 to

### Transport measures:

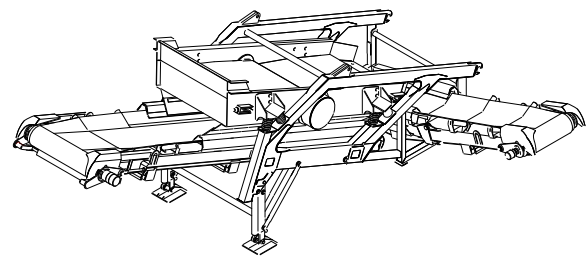
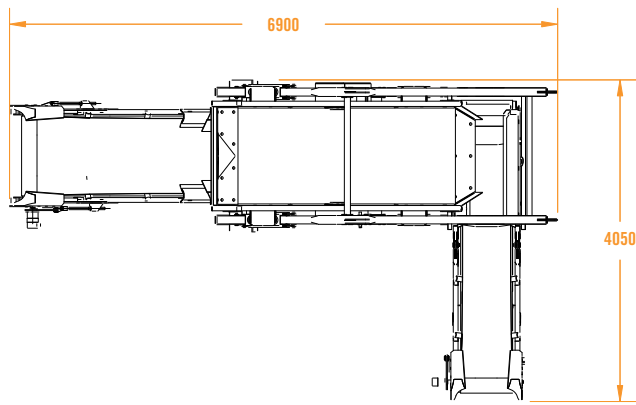
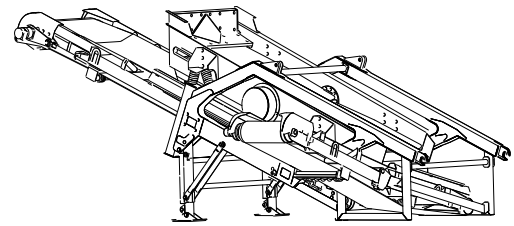
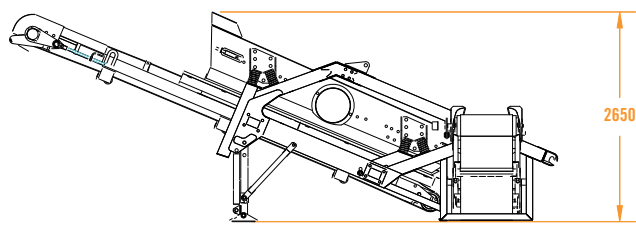
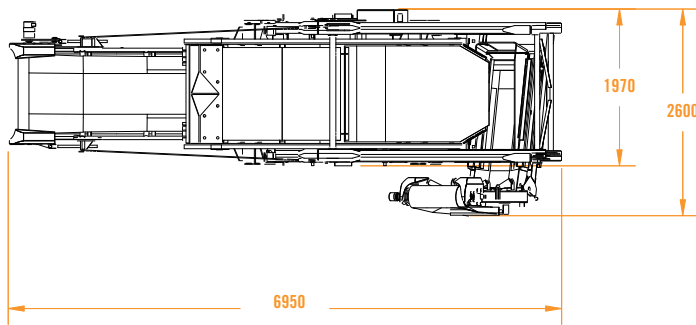
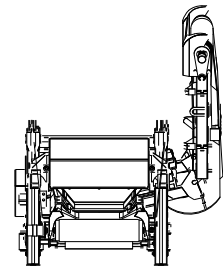
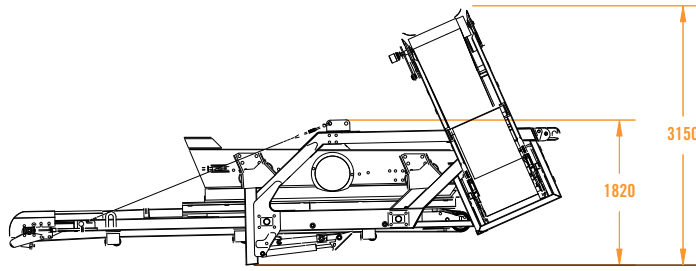
Screenbox:	
Length:	6.900 mm
Width:	1.970 mm
Height:	1.820 mm
Weight:	appr. 3,0 to

### Oversize conveyor

Length:	3.950 mm
Width:	1.200 mm
Height:	880 mm
Weight:	appr. 0,6 to

### Screenbox and oversize conveyor assembled:

Length:	6.950 mm
Width:	2.600 mm
Height:	3.150 mm
Weight:	appr. 3,6 to



Transport dimensions Screenbox  
with Oversize conveyor

Weight: 3,8 t  
6.900 x 1.970 x 1.820 mm L x B x H  
6.950 x 2.600 x 3.150 mm L x B x H